

9th Grade



**Welcome to Sacred Heart Church 9th & 10th grade
Confirmation Orientation**

This is a check list of the contents of this packet

- **Confirmation Program Booklet**

This booklet contains an overview of everything you need to know about your participation in the Confirmation program.

- **Your Confirmation Saint**

A detailed page on selecting your Confirmation name.

- **Choosing a Sponsor**

Detailed information on selecting a Confirmation sponsor.

- **Community Service Project Reflection**

This is a reflection page to be completed after your service.


**BEFORE YOU LEAVE TONIGHT.... PLEASE SIGN UP
FOR...**

- **1 Community Service Project**

Choices are in the "Confirmation Program" Booklet
(These require permission slips also)

- **The Catholic Youth Spectacular**

This is an optional event. More info is in your pack
This requires payment tonight and permission slip.



Sacred Heart Church * Office of Faith Formation

Anne Sharkey - Director 203-264-5065

Fran Walsh - Instructor

AnneSharkey@SacredHeartChurch.info

FranWalsh@SacredHeartChurch.info

9th Grade

YOUR CONFIRMATION SAINT NAME

At Baptism, your parents chose a name for you. They spent 9 months or maybe more thinking of a name for you, a name that meant something to them and their families. As part of the Confirmation process you are invited to choose a name. The proper name of a Catholic saint on which to model one's life. Part of the Confirmation process is exploring your decision to live as a disciple of Christ. What better way to do this than by exploring the hundreds of Catholic saints in our church who have gone before us and have been heroic examples as disciples of Christ.

Now it's your turn to select a name, a name that reflects your decision to be a confirmed member of the Catholic Church. There are hundreds of saints, all with courageous stories and exceptional faith. Find one that you personally connect with (There is even a patron saint of TV so trust me, there's a connection for everyone). Tell us about that saint's life and why their story can be an example or an encouragement to you.

Here is an outline to follow: (Paper should be one full page typed - double spaced)

1. Who was the saint

The first part should give the details of the saint's life. What about their faith makes them heroic? What are their stories? Are they famous for anything? i.e., St. Anthony.

2. Why did you choose this saint?

What about this saint made him/her attractive to you?

3. How does this saint's example challenge you?

How did the actions/deeds of this saint challenge you to be a disciple of Christ? Did they serve the poor? Did they hold on to their morals at a great cost? Did they use their gifts to advance the growth of the Catholic church? What example does this saint give you to say "yes" to being a disciple? (remember, that's what being Confirmed means)


Check these web sites out or stop by the parish library. We have many books on saints.
www.catholic.org/saints or www.americancatholic.org/features/saints/patron.asp

Use this sheet as a cover for your saint Report. Fill out the information below

Your Name _____

Your Confirmation Saint _____

DUE: The January 2010 GIFT Session



Sacred Heart Church *

Office of Faith Formation

9th Grade

Anne Sharkey - Director

203-264-5065

Fran Walsh - Instructor

AnneSharkey@SacredHeartChurch.info

FranWalsh@SacredHeartChurch.info

CHOOSING A SPONSOR

Please read this carefully before asking someone to be your sponsor.

Minimum requirement of a Confirmation Sponsor (Canon Law)

- A sponsor must be at least 16 years old.
- A sponsor must be a fully initiated Catholic
This means someone who has celebrated Baptism, Confirmation and Eucharist
- A sponsor must lead a life in harmony with the faith and the role they are taking.
- A sponsor must not be bound by any Church penalty.
- A sponsor may not be the parent of the one to be confirmed.

Characteristics of a Confirmation Sponsor

- Local residency to ensure consistent involvement throughout the Confirmation process.
- A positive and comfortable relationship with the candidate.
- A willingness and capacity to engage in the Confirmation process as a means of enhancing his or her own growth as a Christian adult. A sponsor is a mature Christian.

Also consider

- Is this person a true friend and someone who you can trust and confide in?
- Is this person someone who is there when you need them?
- Is this person the kind of person you would like to be like?
- Is this person a good listener ready to give advice when asked? One whose experience as a practicing Catholic is a valuable source for helping you to make decisions about your own life as a Catholic?
- Is this person willing and able to attend the liturgical celebrations?

Remember it is a great honor for the person you are asking to be your sponsor. You may re-awaken the Holy Spirit in the person you ask by telling them why you chose them and that's awesome! If you have trouble finding a sponsor, let Fran know and we'll help you.

DUE: The January 2010 GIFT Session
Turn over for information on Sponsor Certificates

SPONSOR CERTIFICATES

The person you ask to be your sponsor must get a "Sponsor's Certificate" attesting to the fact that they are at present a practicing Catholic and therefore qualified to be a sponsor for you. This form is signed by their parish Pastor. This is a very familiar form to every Catholic church. Here is the simple process to get the certificate.

- Have your sponsor call the parish they are currently attending mass and registered at and tell them they have been asked to be a Confirmation Sponsor and need a certificate. Their church will know exactly the form they need.
- Have your sponsor get that certificate to you or they can mail it directly to our office of Faith Formation with a note telling us who their candidate is (that's you!).

I will have a check off list in our classroom which will tell you if we have received a "Sponsor's Certificate" from your sponsor.

Sacred Heart Church *
Anne Sharkey - Director 203-264-5065

Office of Faith Formation
Fran Walsh - Instructor

AnneSharkey@SacredHeartChurch.info

FranWalsh@SacredHeartChurch.info

SPONSOR INFORMATION SHEET

Candidate's Name _____

Sponsor's Name _____

Sponsor's Address _____

Sponsor's Phone # _____

Sponsor's e-mail _____

PROXY INFORMATION

If your sponsor is not a local resident or is unable to attend the Confirmation Ceremony a "Proxy" is someone who may stand in for your chosen sponsor. Your sponsor's proxy may be any fully initiated Catholic in good standing (they have received the sacraments and practice their faith). The proxy does not need to get a sponsor's certificate from their church. The use of a sponsor proxy is a last resort. Please try to choose a sponsor who will be able to share the Confirmation journey with you and our community.

Proxy Name _____

Phone # _____

E-mail _____

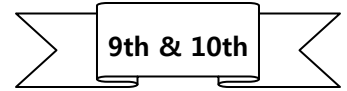
Due: The January 2010 GIFT Session



Return this sheet with your sponsor's certificate stapled to it



Sacred Heart Church * Office of Faith Formation



Anne Sharkey - Director

203-264-5065

Fran Walsh - Instructor

AnneSharkey@SacredHeartChurch.info

FranWalsh@SacredHeartChurch.info



COMMUNITY SERVICE PROJECT REFLECTION



NAME _____ GRADE _____

After you have completed your choice of a "Community Service" project please fill out this form and return it to the Faith Formation office. You can leave it in the bin outside the office door any-time the church is open. Have the form signed by one of the adult supervisors who participated in the event with you. Make a copy for yourself too. Someday it will be a nice reminder of how good it feels to help others.

Community Service project you participated in _____

Date of Community Service Project _____

Who did you serve? _____

What did you do? _____

What difference did this project make in lives of those you served?

Do you think this service experience changed you?

How do you think what you did reflected Christian Discipleship?

Supervisors signature _____ Date _____